

DANDO INFINITY RANGE

A new line of innovative and totally customisable rigs designed to fulfil all drilling needs across the mineral exploration, water well and geotechnical drilling sectors.



Dando Drilling International
Unit G, Ford Airfield Estate, Ford,
Nr Arundel, West Sussex, UK, BN18 0HY
Tel: +44 (0)1903 731312
Web: www.dando.co.uk



INTRODUCING THE NEW INFINITY RANGE

The Dando Drilling Infinity Range uses a modular rig design which allows us to create bespoke rigs for our clients at competitive prices. With almost limitless variations, whatever your needs, there is a Dando rig for you.

Dando has worked with customers across the drilling sector for many years and the most common issue has been the lack of availability of rigs that can cover a versatile range without needing to be designed almost from scratch.

The Design team at Dando Drilling International has been working to provide an innovative solution by creating bespoke rigs that are versatile and economic. This is when the Infinity Range was born.

These new rigs allow multiple variations including undercarriage, engine size and various options of auxiliary equipment, all at a more affordable cost and efficient timeline.



“Bespoke rigs that are versatile and economic”

“Dando has been a proud supplier of bespoke equipment to our customers for over 150 years and I am delighted to introduce the industry leading design, created by our brilliant team of designers and engineers.” - Mark Jones, Managing Director.

WHY CHOOSE INFINITY?

Versatility

Often our clients need rigs for specific projects with challenging terrains, drilling depths and drilling techniques. Our Infinity Range has the ability to be used for projects of varying sizes and geographies, providing a one-stop-shop for all of your drilling needs. Along with the ability to service the usual sectors, our Multitec rig allows customers to switch from mineral exploration to water well drilling with ease. We also offer custom paint and decals for our clients, making your bespoke Dando rig truly your own.

Cost Efficiency

Designing and manufacturing specific rigs for specific jobs can often be an expensive exercise. With Dando's new Infinity Range design, we use one design which is then totally customisable, allowing our clients to be in control of the specifications and the cost.



Shorter Lead Times

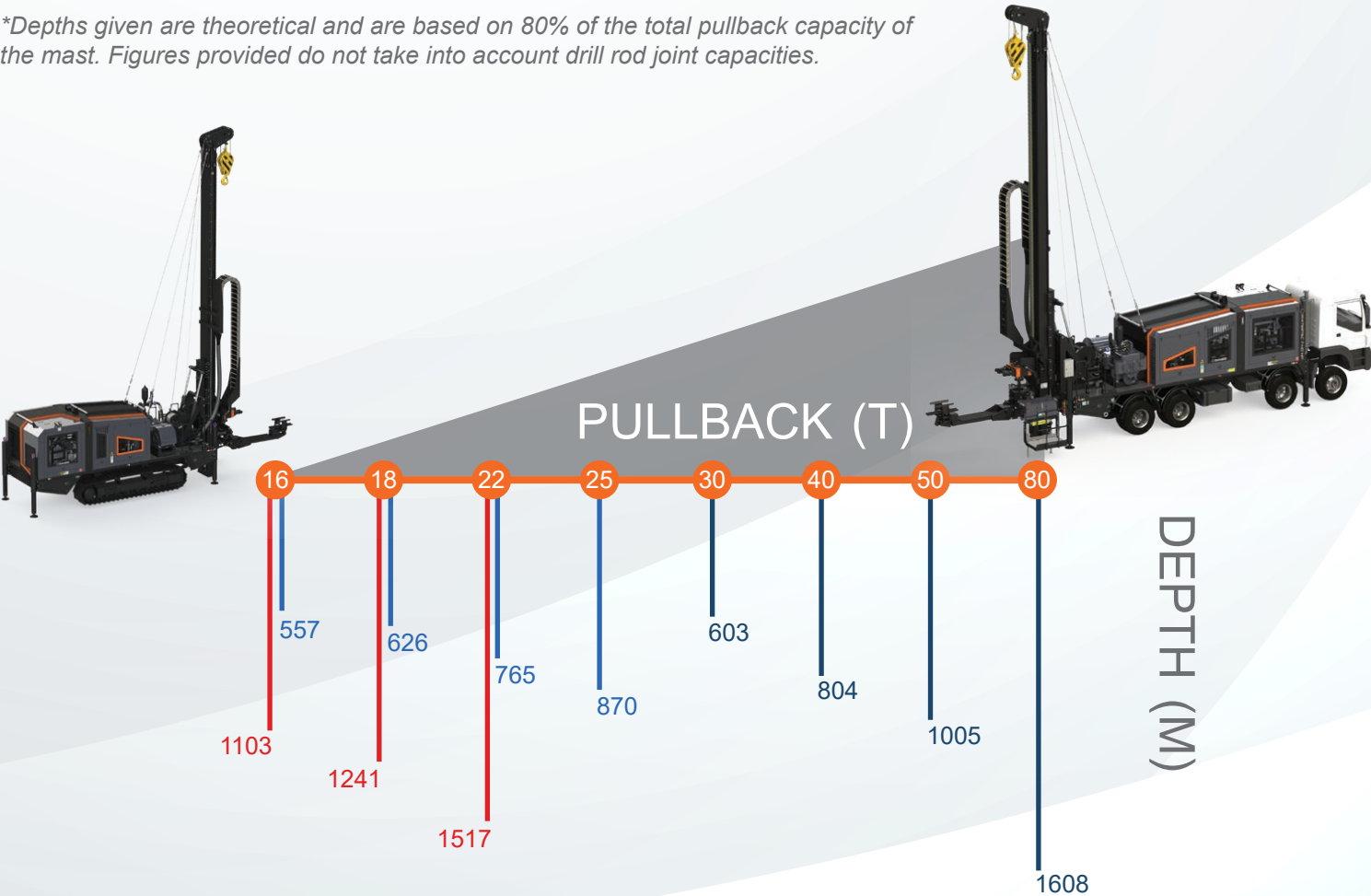
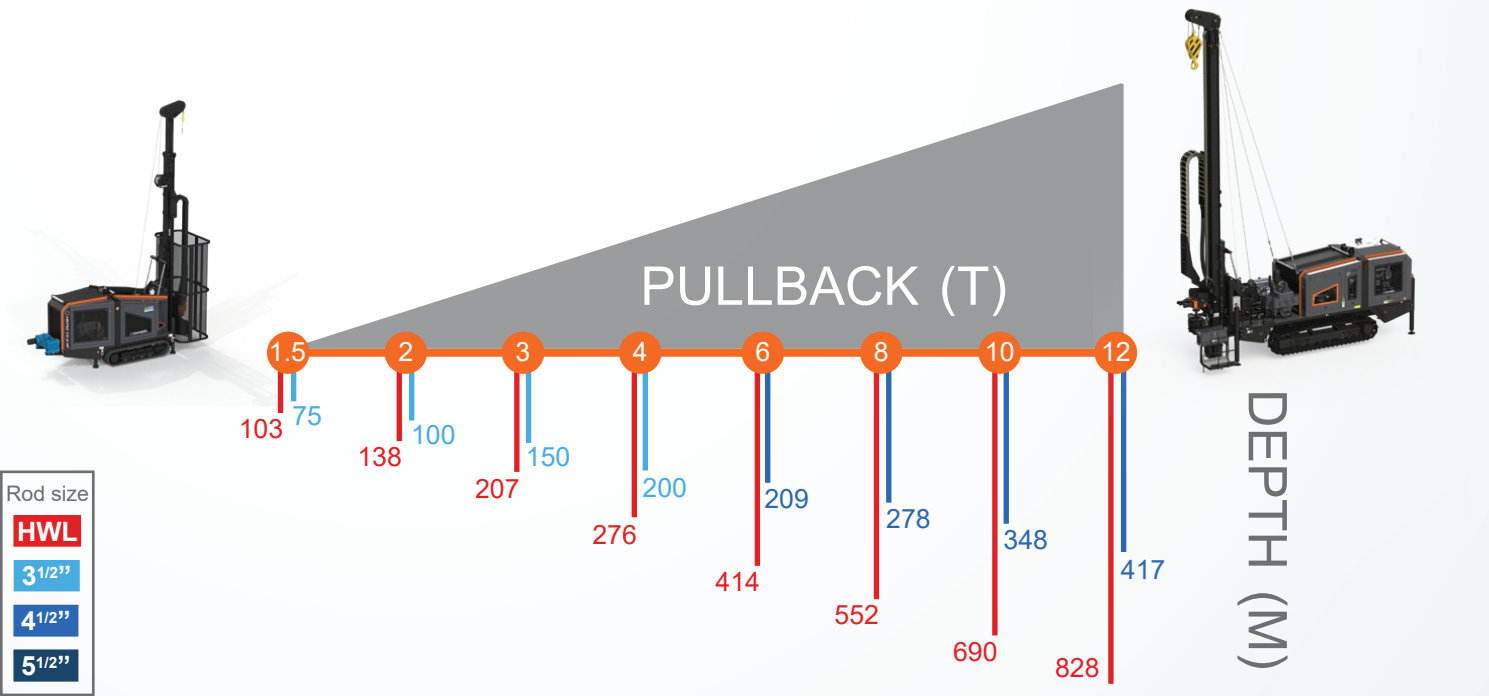
The Infinity Range has been designed in such a way that Dando is able to take one rig and simply enhance or fit various components including mast options, rotary heads, engines, pumps and mounting options, meaning that the time to design your bespoke rig is significantly reduced.

Safety & Environment

At Dando, we know that keeping workers safe whilst on site and reducing environmental impact are major priorities for our clients. Using the most cutting-edge technology, Dando has created the Infinity Range with more economical systems and improved sustainability. You can rest assured that the entire Infinity Range is designed to BS EN 16228 Drilling and Foundation Equipment Safety standards, meaning that all products can be CE or UKCA (post-Brexit) marked.

Drilling Applications and Depths

APPLICATIONS	Water Well; Mineral Exploration; Geotechnical; Borehole Servicing; GSHP
DRILLING METHODS	Mud Rotary; DTH; Flooded Reverse; Wireline & Conventional Coring; Reverse Circulation; Rotary Air Blast; Augering; SPT; Sonic Drilling; and more.



CLAMP/TABLE OPTIONS

INCLUDING:

- SINGLE CLAMP
- DOUBLE BREAK-OUT CLAMP
- TRIPLE BREAK-OUT CLAMP
- GUIDE TABLE C/W STILSON

& ADD-ONS INCLUDING:

- ROD LOADER
- DUST SUPPRESSION
- DUST COLLECTOR
- MECHANICAL ROD GUIDE/CENTRALISER
- HYDRAULIC ROD GUIDE/CENTRALISER
- ROD SPINNER

ROTARY HEAD OPTIONS

INCLUDING:

- DANDO MK 500
- DANDO 1000 PS
- DANDO 2000 PS
- DANDO TERRIER
- SONICOR 50K
- X-SPEC CHUCK DRIVE (VARIOUS)
- EURODRILL (VARIOUS)

& ADD-ONS INCLUDING:

- WATER SWIVEL
- RC KIT
- FLOATING SUB
- SPEED SENSOR
- UNIVERSAL JOINT
- FLOODED REVERSE CONVERSION

MAST AUXILIARY OPTIONS

INCLUDING:

- SAFETY CAGE
- CASING EXTRACTOR
- SPT HAMMER
- HYDRAULIC SAMPLING HAMMER
- ANGLED DRILLING KIT
- ROD CAROUSEL
- ROD GUIDE TRAY
- JIB BOOM
- FIXED MAST EXTENSION
- FOLDING MAST EXTENSION
- FIXED MAST CROWN
- DEPLOYABLE MAST CROWN
- DATA LOGGING

ENGINE OPTIONS

INCLUDING:


- STAGE V
- STAGE IIIA

& ADD-ONS INCLUDING:

- SPARK ARRESTOR
- CHALWYN VALVE

MODEL/PULLBACK OPTIONS

MODEL/ PULLBACK (T)	MAX. STROKE (M)
1.5	2.6
2	3.6
3	3.6
4	4.6
6	7.0
8	7.0
10	7.0
12	7.0
16	7.0
18	7.0
20	7.0
25	11.0
30	11.0
40	11.0
50	11.0
80	11.0



CONTROL SYSTEM OPTIONS

INCLUDING:

- LH OR RH CONSOLE ORIENTATION
- FULL HYDRAULIC CONTROL
- ELECTRO-HYDRAULIC CONTROL
- FULL RADIO REMOTE CONTROL

WINCH OPTIONS

INCLUDING:

- DRILLING WINCH
- TOOLING/ SERVICE WINCH
- FREEFALL WINCH
- WIRELINE WINCH

& ADD-ONS INCLUDING:

- REEVED C/W TRAVELLING BLOCK

ONBOARD AUXILIARY OPTIONS

INCLUDING:

- MUD PUMP
- COMPRESSOR
- MUD &/OR AIR SERVICE LINE FOR OUTBOARD AUXILIARY
- FOAM PUMP
- CORING PUMP
- PROGRESSIVE CAVITY PUMP
- ROD LOADER
- HAMMER OILER
- TOOL STORAGE
- ROD RACK
- WELDER
- GENERATOR
- FIRE SUPPRESSION
- RC CYCLONE

UNDERCARRIAGE OPTIONS

INCLUDING:

- TRACKED/ CRAWLER
- TRAILER
- SKID
- TRUCK/PICKUP

COLOUR & LIVERY CUSTOMISATION

INCLUDING:

- PART CUSTOM COLOUR
- FULL CUSTOM COLOUR
- CUSTOM LIVERY

EXAMPLE OF CUSTOM COLOUR:

